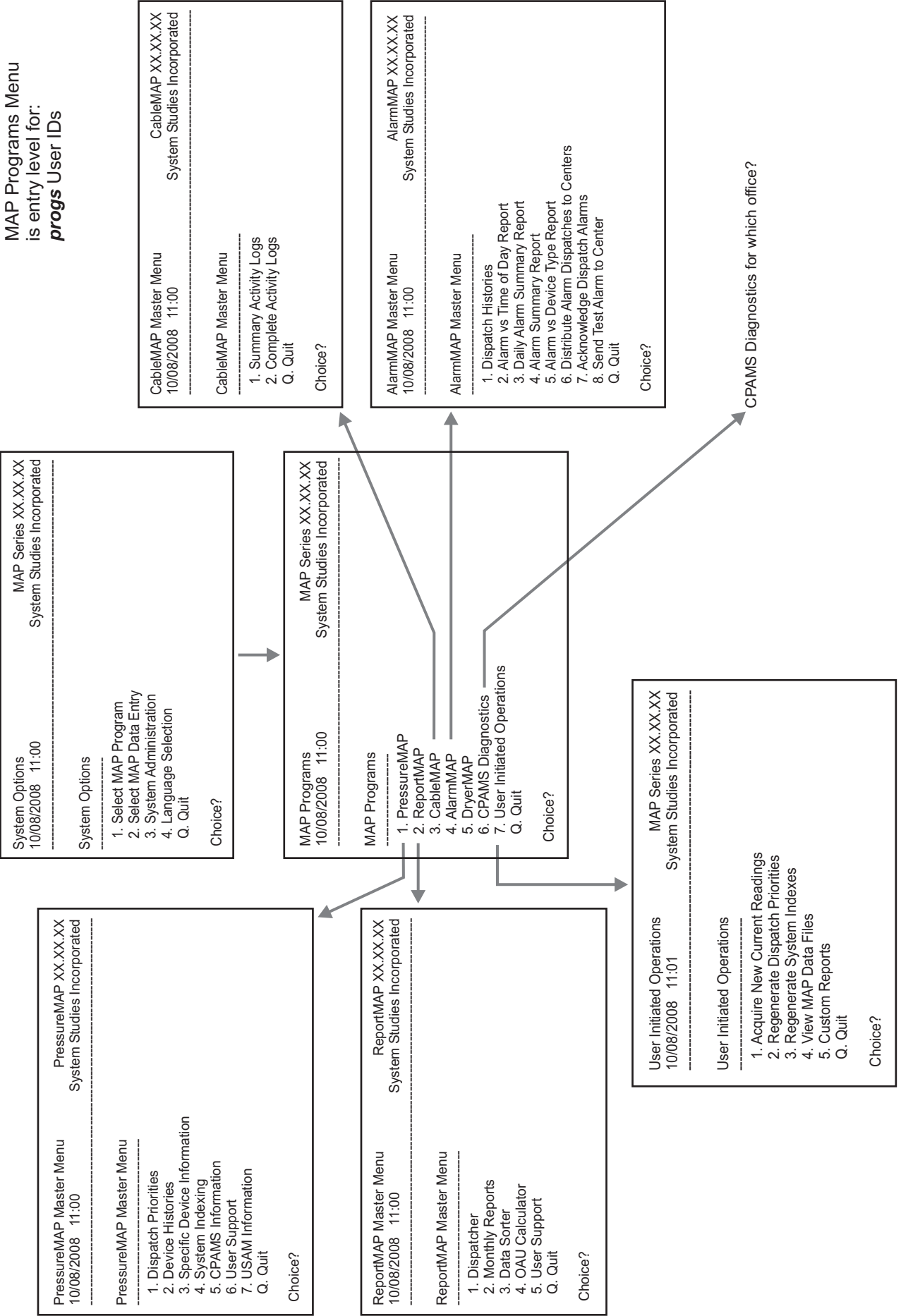


MAP Programs Master Menu Options



PressureMAP Master Menu Options

PressureMAP Master Menu is entry level for:
pmap User IDs
tron User IDs
melard User IDs
mapadm User IDs

PressureMAP Master Menu
 01/02/2008 11:00

PressureMAP XX.XX.XX
 System Studies Incorporated

PressureMAP Master Menu

1. Dispatch Priorities
2. Device Histories
3. Specific Device Information
4. System Indexing
5. CPAMS Information
6. User Support
7. USAM Information
- Q. Quit

Choice?

Dispatch Priorities for which office?

Device History for which office?

Specific Device Info for which office?

System Index for which office?

CPAMS Information for which office?

Device History Menu

1. History of entire office
2. History of all devices on a pipe/sector
3. History of all devices at a location code
4. History of all devices at a manhole/address
5. History of all devices on a cable/sheath
6. History of all devices by type
7. History of all devices disabled
8. History of all devices by current reading
9. Non-Variance Report ("Stuck" Tds)
10. History of all devices by sort key
11. List History of another office

Choice?

Displays only if the Universal Stand-Alone Module capability has been enabled.

The Management Analysis Program software is fully supported by System Studies Incorporated, who provides dial-up Technical Support assistance on a contract basis and on-line user documentation, including software release notes and a full set of PressureMAP manuals in PDF format.

To arrange for a Technical Support contract, please contact our business office at (800) 247-8255 or (831) 475-5777. For Technical Assistance, ask for our Technical Support Department at the numbers listed above, or contact them via email at support@airtalk.com.

Software documentation is available on the System Studies website: www.airtalk.com/reference.html. Please check back often, as the website is updated frequently.

CPAMS Info Menu

1. CPAMS Configuration
2. Device Log
3. Device Log by Location
4. Device Status Report
5. Device Status by Pipe Report
6. Device Discrepancy Report
7. Backup CPAMS
8. Restore CPAMS
9. Program CPAMS - Specific Devices
10. Program CPAMS - All Devices
11. List CPAMS Info for another office

Choice?

ReportMAP Master Menu Options

ReportMAP Master Menu
10/08/2008 11:00

ReportMAP Master Menu
System Studies Incorporated

ReportMAP Master Menu

1. Dispatcher
2. Monthly Reports
3. Data Sorter
4. OAU Calculator
5. User Support

Q. Quit

Choice?

Distribute Dispatches to which Report Center?

Data Sorter Master Menu
11/27/2008 10:33

ReportMAP XX.XX.XX
System Studies Incorporated

Data Sorter Master Menu

1. Pin Selector

Q. Quit

Choice?

Assignment and Configuration for which office?

Pin Selector
11/27/2008 11:32

ReportMAP XX.XX.XX
System Studies Incorporated

Pin Selector for (LSS EXAMPLE OFFICE)

1. Log of Access Numbers
2. Log of Access Numbers in Use
3. Log of Access Numbers Available
4. Log of Access Numbers Dedicated
5. Log of Devices with NONE as the Access Number
6. Dedicate Access Numbers
7. Release Access Numbers
8. LSS Configuration
9. View Another Office

Q. Quit

Choice?

Pin Selector
11/27/2008 11:32

ReportMAP XX.XX.XX
System Studies Incorporated

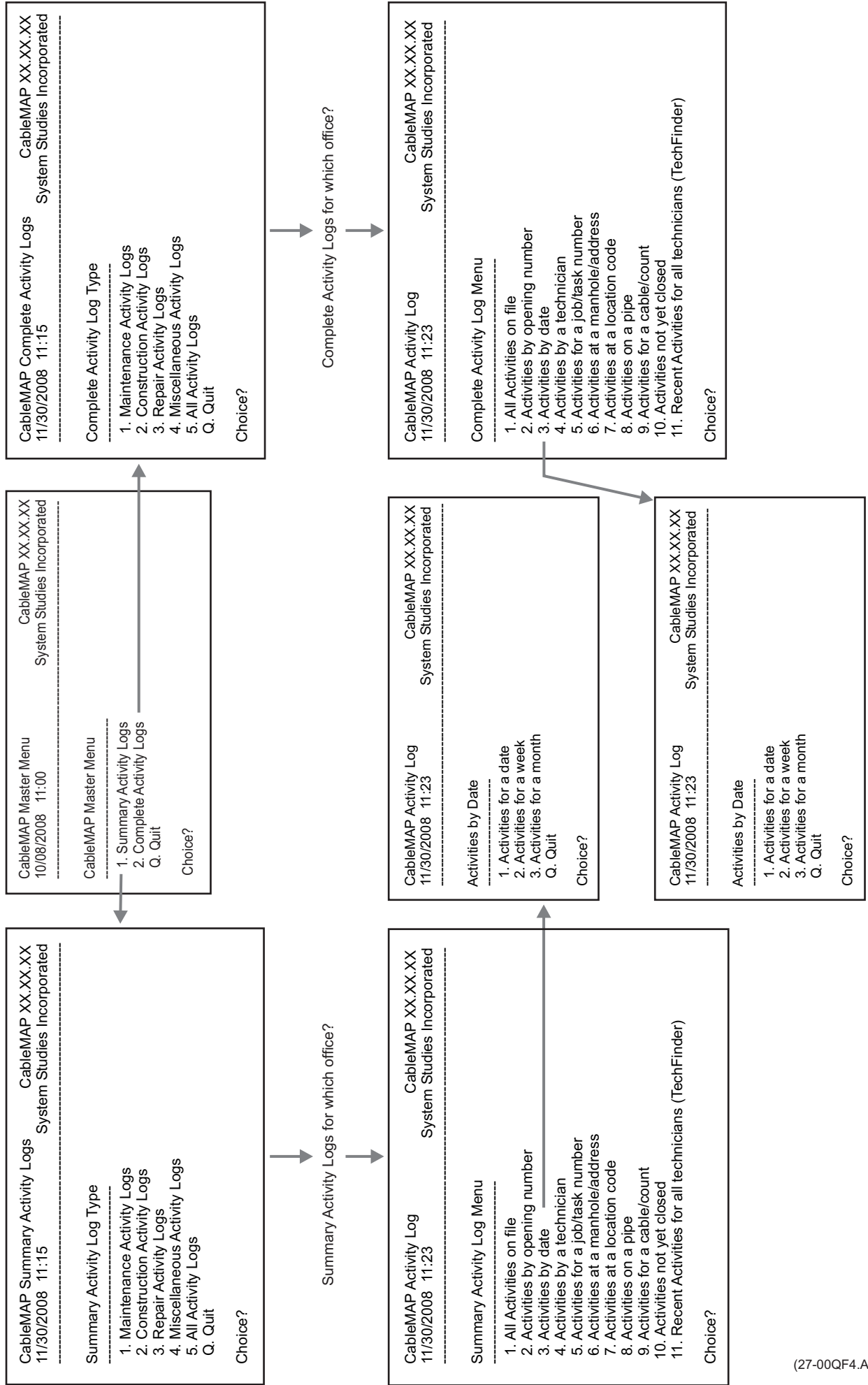
Pin Selector for (EZA EXAMPLE OFFICE)

1. Log of Access Numbers
2. Log of Access Numbers in Use
3. Log of Access Numbers Available
4. Log of Access Numbers Dedicated
5. Log of Devices with NONE as the Access Number
6. Dedicate Access Numbers
7. Release Access Numbers
8. View Another Office

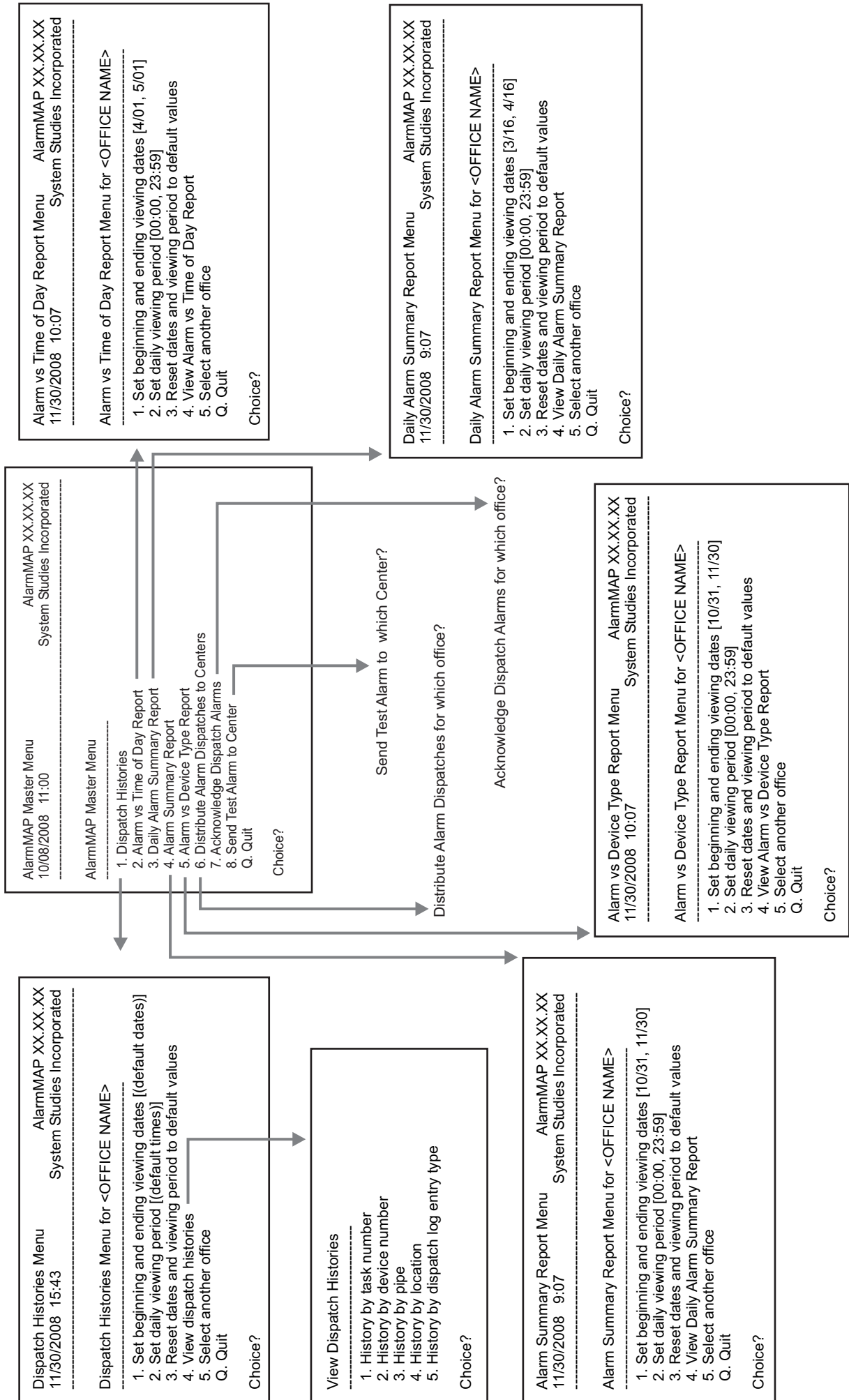
Q. Quit

Choice?

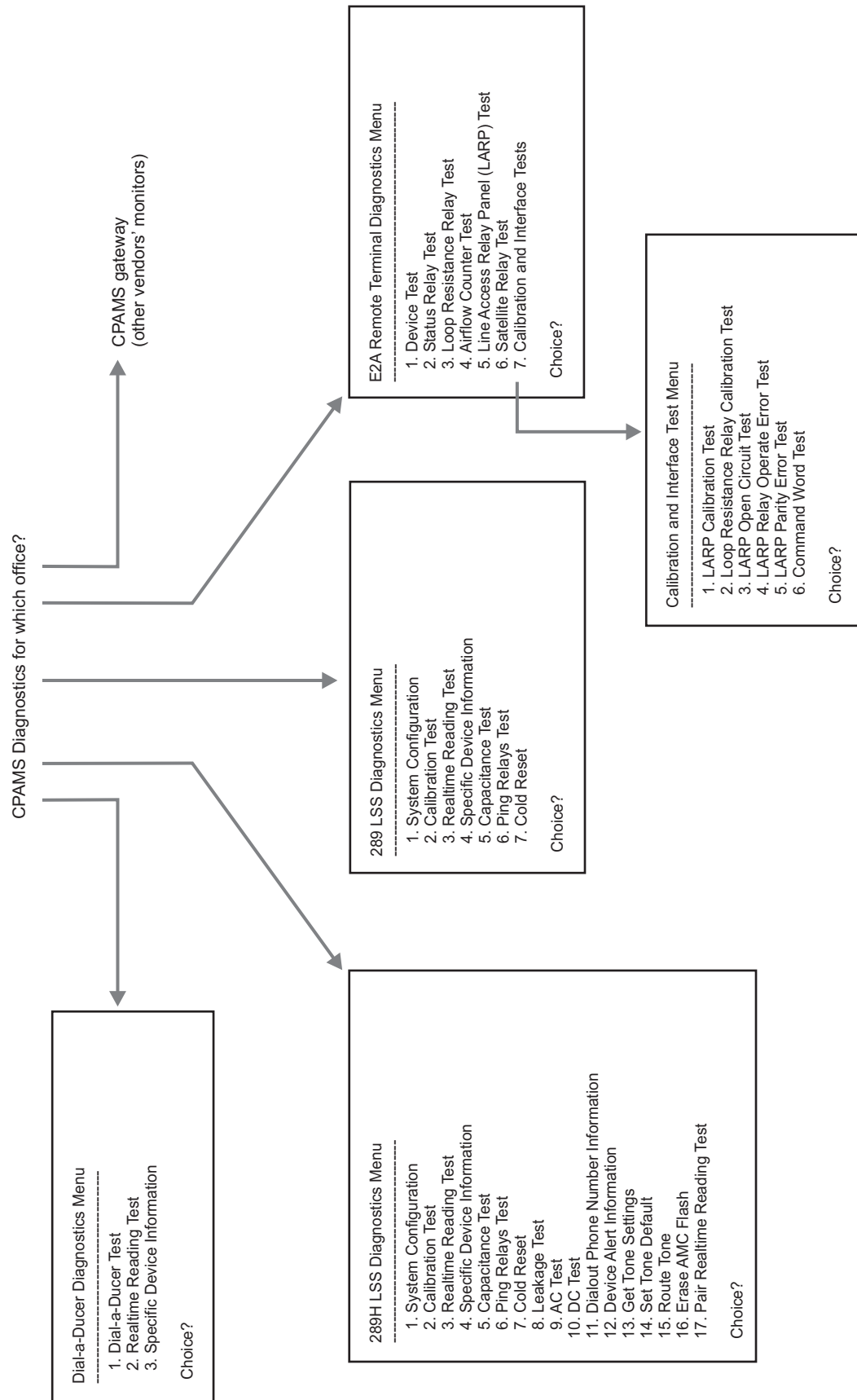
CableMAP Master Menu Options



AlarmMAP Master Menu Options



CPAMS Diagnostics Options



User Initiated Operations Menu Options

